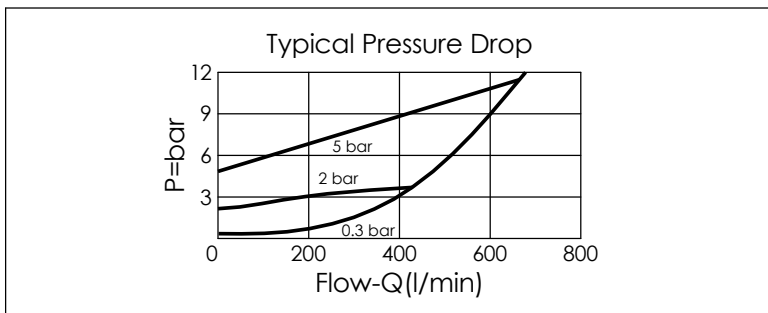


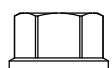

TECHNICAL DATA

Max. Operating pressure:	350 bar
Rated flow:	640 l/min
Cavity-Tooling:	18A-2 (18AB-2)
Installation torque:	465 - 500 Nm
Weight:	0.95 (Z=N) 1.074 (Z=L) kg



X	OPERATION
20	① to ② (Free Flow)

Y	SPRINGS	
	Cracking pressure	
015	0.15 bar	
01	0.1 bar	
03	0.3 bar	
10	1.0 bar	
20	2.0 bar	
35	3.5 bar	
50	5.0 bar	
70	7.0 bar	
105	10.5 bar	

Z	OPTION
N	Non-adjustable 
NP	Non-adjustable With stainless steel external metal components (Buna-N Seal) 
L	Leakproof hex. socket screw. 