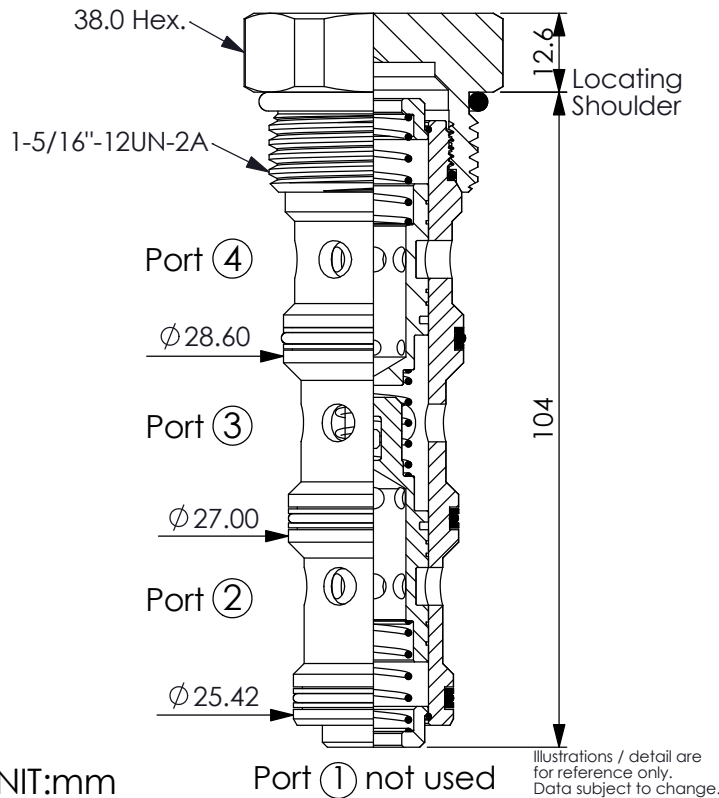
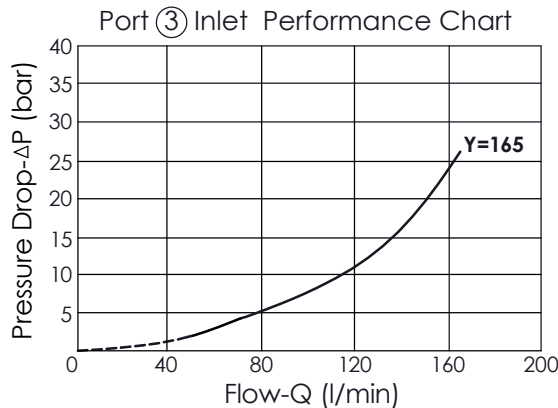


Ordering Code: **FD-16W-X-Y-Z-6733**

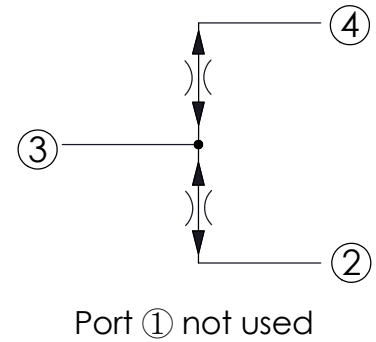


- (1)The FD16W-40 will divide inlet flow from port ③ to port ② and port ④, based on the ratio specified,regardless of operating pressure.
- (2)The valve will combine inlet flow from both port ② and port ④ to port ③.
- (3)If circuit operation result in a blockage of either ② or ④, the opposite port may also close under certain conditions.



Y	NOMINAL CAPACITY
165	50 - 165 LPM Ratio 67:33 Port ②:Port ④ = 67:33 (Flow Ratio)

Other ratio options available; consult factory.
***Note: Please make sure the flow dividing and combining at port ③ are in the flow range. If the flow exceed the maximum range, risk may be able to damage valve, and leads abnormally flow dividing and combining. If the flow is lower than the minimum range, the accuracy will reduce substantially.**



TECHNICAL DATA

Pressure min-max:	10 - 350 bar
Rated Inlet Flow:	165 l/min
Cavity-Tooling:	16W-4
Installation torque:	60 - 70 Nm
Weight:	0.374 kg

Flow Accuracy: 10% from 40 - 100% of Max.Inlet flow

Hydraulic Fluid Viscosity · Cleanliness · Temperature Level:
 Please refer WINNER technical information.
 (T.101.101.E HYDRAULIC FLUID (A) VISCOSITY)
 (T.101.102.E HYDRAULIC FLUID (B) CLEANLINESS)
 (T.101.103.E HYDRAULIC FLUID (C) TEMPERATURE)

Mounting Position: unrestricted

X	OPERATION
40	4 Ports; Flow Divider/Combiner

Z	OPTION
N	Non-adjustable 