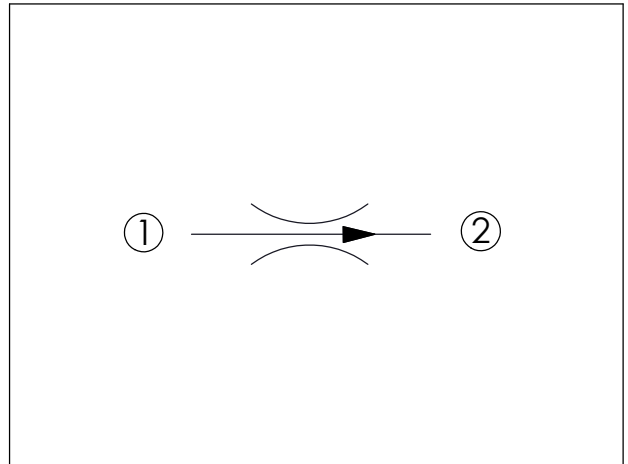
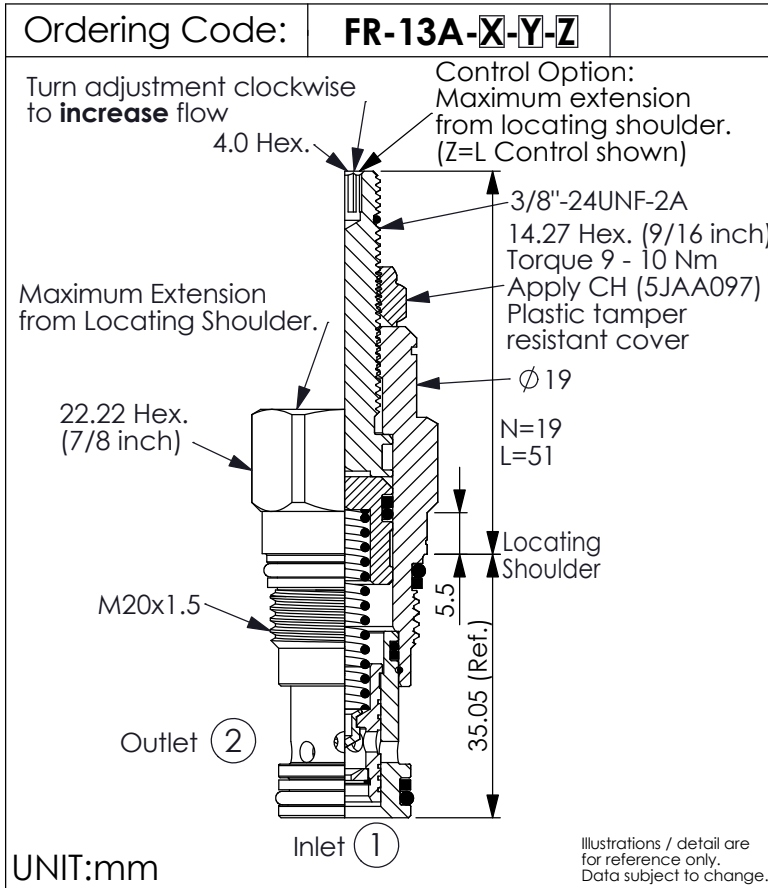
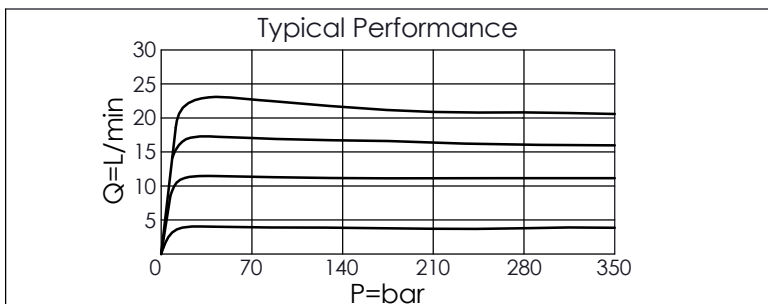


## FLOW CONTROL VALVE (Fixed Orifice, Pressure Compensated)



### TECHNICAL DATA



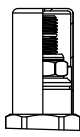
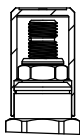

|                      |             |       |
|----------------------|-------------|-------|
| Pressure min-max:    | 10 - 350    | bar   |
| Rated flow:          | 0.4 - 23    | l/min |
| Cavity-Tooling:      | 13A-2       |       |
| Installation torque: | 40 - 50     | Nm    |
| Weight:              | 0.135 (Z=L) | kg    |



|   |                  |  |
|---|------------------|--|
| <b>X</b>  | <b>OPERATION</b> |  |
| <b>2F</b>   | Fixed Setting    |  |
| · If a momentary impact pressure is needed in the application, please consult our sales department. |                  |  |

| Y           | FLOW SETTING |
|-------------|--------------|
| <b>0040</b> | 0.4 LPM      |
| <b>0050</b> | 0.5 LPM      |
| <b>0080</b> | 0.8 LPM      |
| <b>0680</b> | 6.8 LPM      |
| <b>0750</b> | 7.5 LPM      |
| <b>1000</b> | 10.0 LPM     |
| <b>1400</b> | 14.0 LPM     |
| <b>1500</b> | 15.0 LPM     |
| <b>1900</b> | 19.0 LPM     |

- Factory set flow ratings are within  $\pm 10\%$  of the requested setting
- Customer must specify a flow rating
- If you need specific flow accuracy, please contact WINNER's sales department
- Orifice discs and retaining rings can be ordered separately, please contact the Winner sales department.

| Z         | OPTIONS  |
|-----------|--|
| <b>N</b>  | Non-adjustable    |
| <b>L</b>  | Leakproof hex. socket screw. (Adjustment Ranges Approx. $\pm 25\%$ )  |
| <b>C</b>  | Stainless Steel Tamper Resistant Cover.                               |
| <b>CB</b> | Plastic Tamper Resistant Cover (Order Code:5JAA093)                   |
| <b>K</b>  | Handknob with Lock Knob. (Order Code: 6ZAK001)                        |