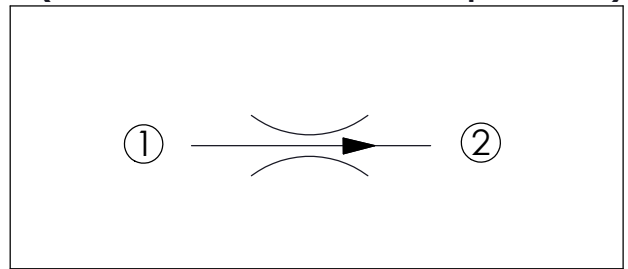
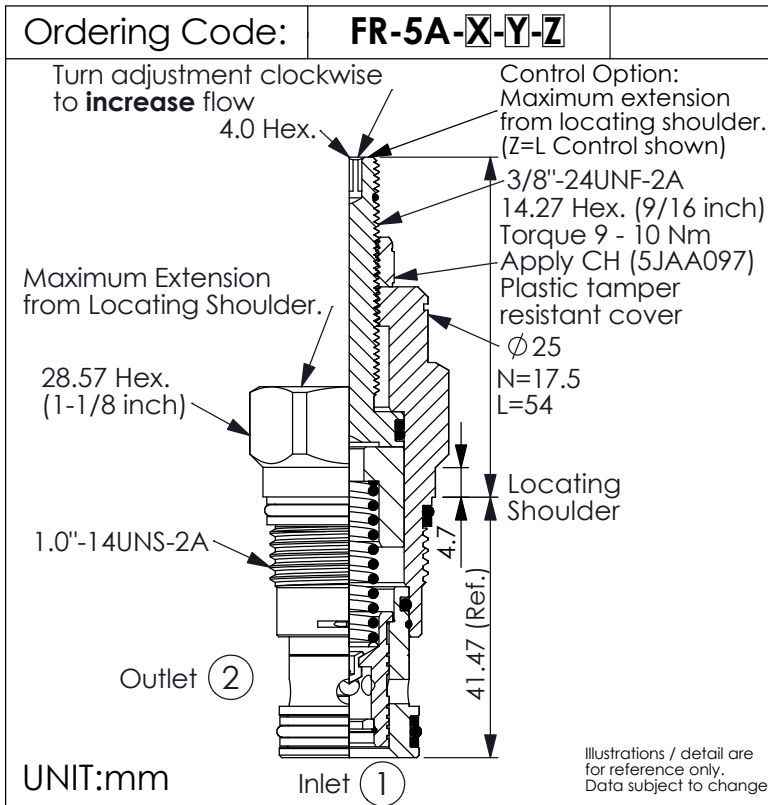


## FLOW CONTROL VALVE (Fixed Orifice, Pressure Compensated)



### TECHNICAL DATA

Pressure min-max:	10 - 350	bar
Rated flow:	0.4 - 45	l/min
Cavity-Tooling:	5A-2	
Installation torque:	60 - 70	Nm
Weight:	0.189 (Z=N)	kg

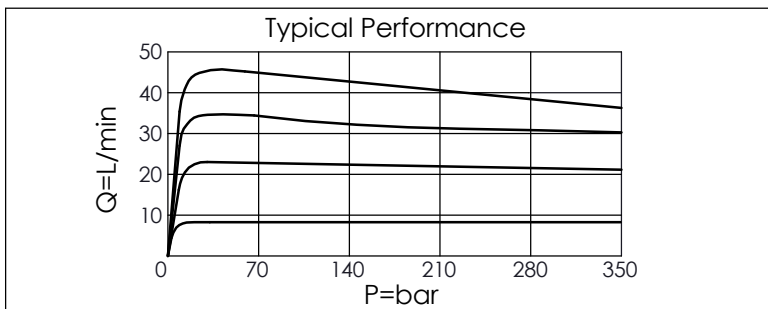
### X OPERATION

**2F** Fixed Setting

· If a momentary impact pressure is needed in the application, please consult our sales department.

### Z OPTIONS

<b>N</b>	Non-adjustable	
<b>NP</b>	Non-adjustable With stainless steel external metal components	
<b>L</b>	Leakproof hex. socket screw. (Adjustment Ranges Approx. ±25%)	
<b>LP</b>	Leakproof hex. socket screw. With stainless steel external metal components (Adjustment Ranges Approx. ±25%)	
<b>C</b>	Stainless Steel Tamper Resistant Cover.	
<b>CB</b>	Plastic Tamper Resistant Cover (Order Code:5JAA098)	
<b>K</b>	Handknob with Lock Knob. (Order Code: 6ZAK001)	



Y	FLOW SETTING
<b>0040</b>	0.4 LPM
<b>0800</b>	8.0 LPM
<b>1000</b>	10.0 LPM
<b>1300</b>	13.0 LPM
<b>1700</b>	17.0 LPM
<b>2000</b>	20.0 LPM
<b>2500</b>	25.0 LPM
<b>2550</b>	25.5 LPM
<b>2900</b>	29.0 LPM
<b>3000</b>	30.0 LPM
<b>3500</b>	35.0 LPM
<b>3600</b>	36.0 LPM
<b>3750</b>	37.5 LPM
<b>4000</b>	40.0 LPM
<b>4100</b>	41.0 LPM
<b>4500</b>	45.0 LPM

· Factory set flow ratings are within ±10% of the requested setting  
· Customer must specify a flow rating  
· If you need specific flow accuracy, please contact WINNER's sales department