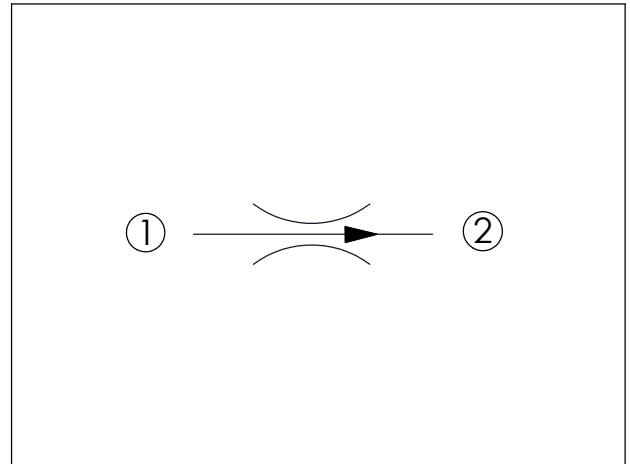
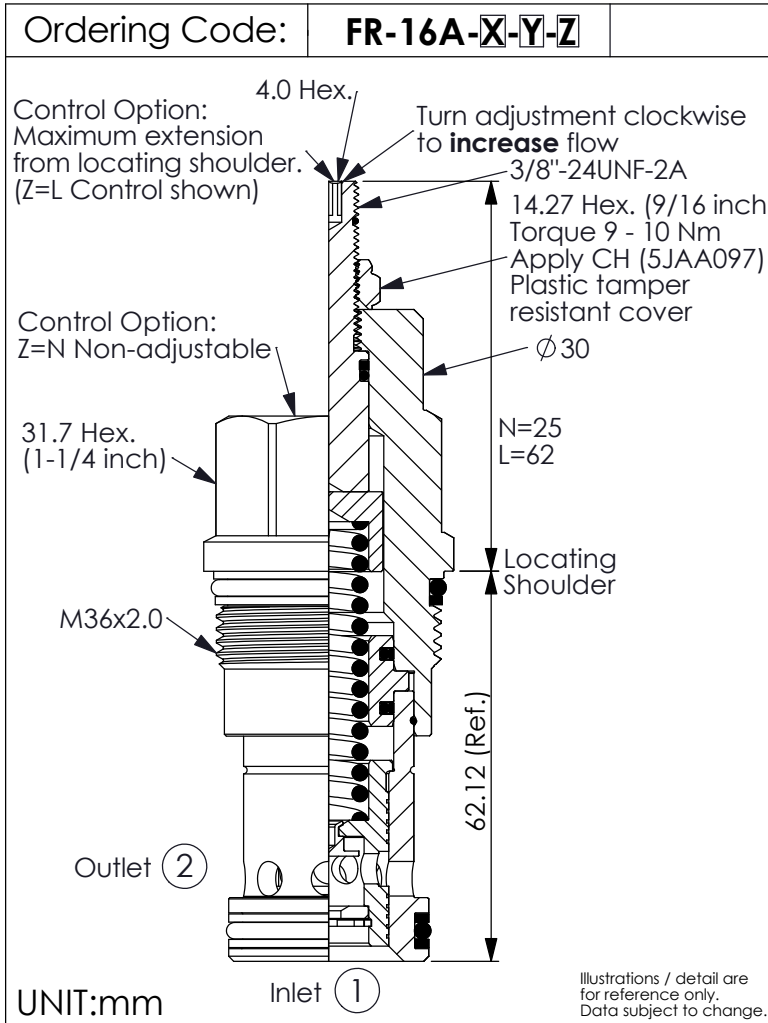
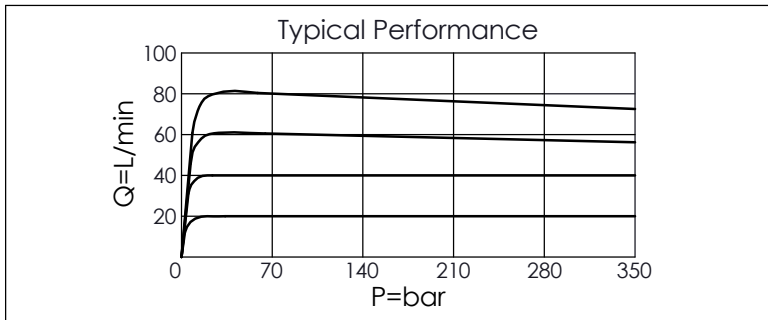


FLOW CONTROL VALVE (Fixed Orifice, Pressure Compensated)



| TECHNICAL DATA | |
|----------------------|----------------|
| Pressure min-max: | 10 - 350 bar |
| Rated flow: | 0.8 - 95 l/min |
| Cavity-Tooling: | 16A-2 |
| Installation torque: | 200 - 215 Nm |
| Weight: | 0.47 (Z=N) kg |

| X | OPERATION | |
|---|---------------|--|
| 2F | Fixed Setting | |
| · If a momentary impact pressure is needed in the application, please consult our sales department. | | |



| Y | FLOW SETTING | |
|--|--------------|--|
| 0008 | 0.8 LPM | |
| 0560 | 56.0 LPM | |
| 0579 | 57.9 LPM | |
| 0600 | 60.0 LPM | |
| 0800 | 80.0 LPM | |
| · Factory set flow ratings are within $\pm 10\%$ of the requested setting · Customer must specify a flow rating · If you need specific flow accuracy, please contact WINNER's sales department | | |

| Z | OPTIONS | |
|----|---|--|
| N | Non-adjustable | |
| L | Leakproof hex. socket screw. (Adjustment Ranges Approx. $\pm 25\%$) | |
| LP | Leakproof hex. socket screw. With stainless steel external metal components (Adjustment Ranges Approx. $\pm 25\%$) | |
| C | Stainless Steel Tamper Resistant Cover. | |
| K | Handknob with Lock Knob. (Order Code: 6ZAK001) | |