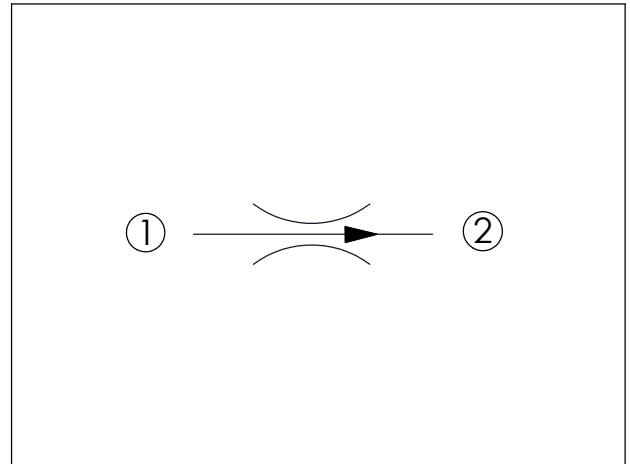
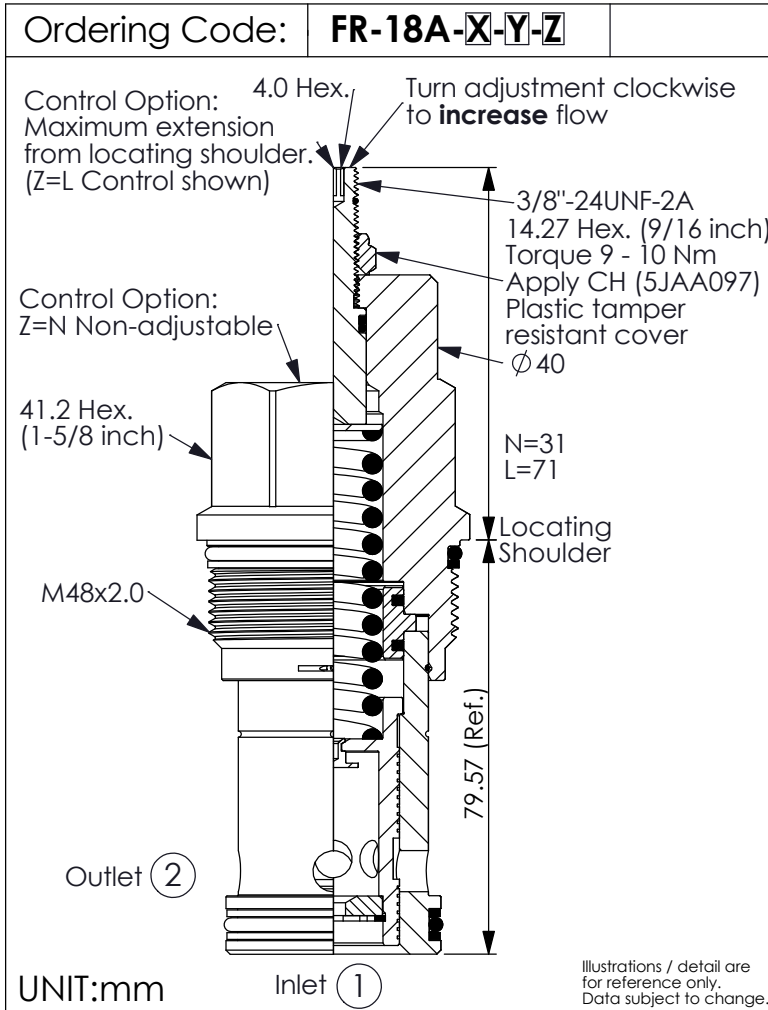
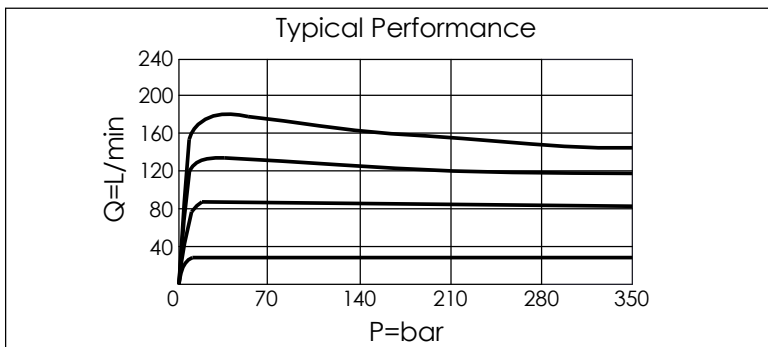


## FLOW CONTROL VALVE (Fixed Orifice, Pressure Compensated)



TECHNICAL DATA	
Pressure min-max:	10 - 350 bar
Rated flow:	1 - 200 l/min
Cavity-Tooling:	18A-2 (18AB-2)
Installation torque:	465 - 500 Nm
Weight:	0.915(Z=N) kg

X	OPERATION
2F	Fixed Setting
· If a momentary impact pressure is needed in the application, please consult our sales department.	



Y	FLOW SETTING
0010	1.0 LPM
0820	82.0 LPM
1125	112.5 LPM
1180	118.0 LPM
1200	120.0 LPM
1300	130.0 LPM
1890	189.0 LPM

- Factory set flow ratings are within  $\pm 10\%$  of the requested setting
- Customer must specify a flow rating
- If you need specific flow accuracy, please contact WINNER's sales department

Z	OPTIONS
N	Non-adjustable
NP	Non-adjustable With stainless steel external metal components (Buna-N Seal)
L	Leakproof hex. socket screw. (Adjustment Ranges Approx. $\pm 20\%$ )
LP	Leakproof hex. socket screw. With stainless steel external metal components (Adjustment Ranges Approx. $\pm 20\%$ )
K	Handknob with Lock Knob. (Order Code: 6ZAK001)