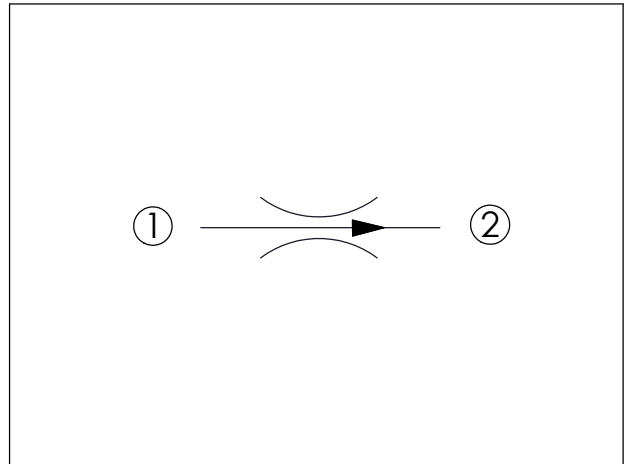
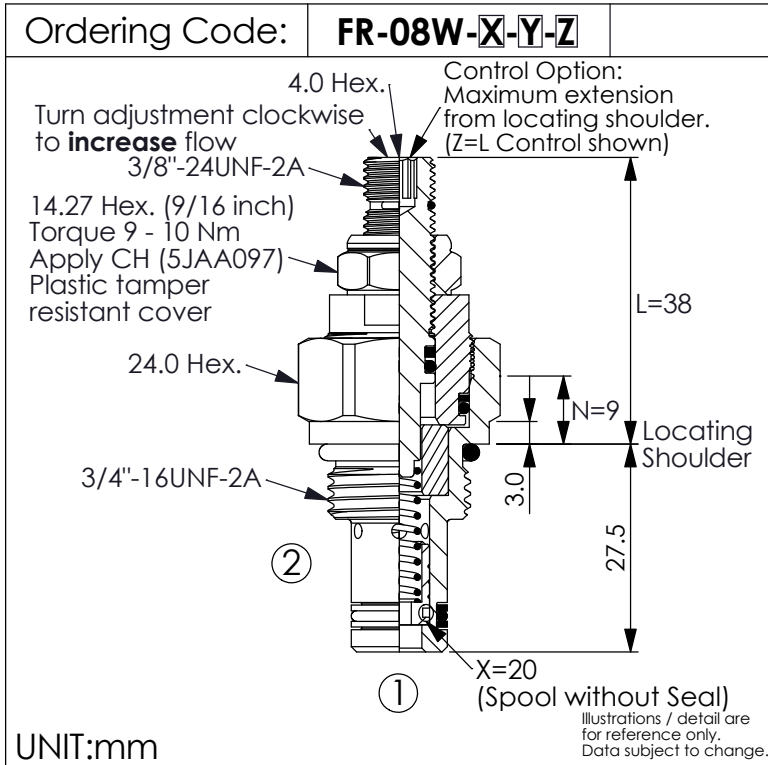
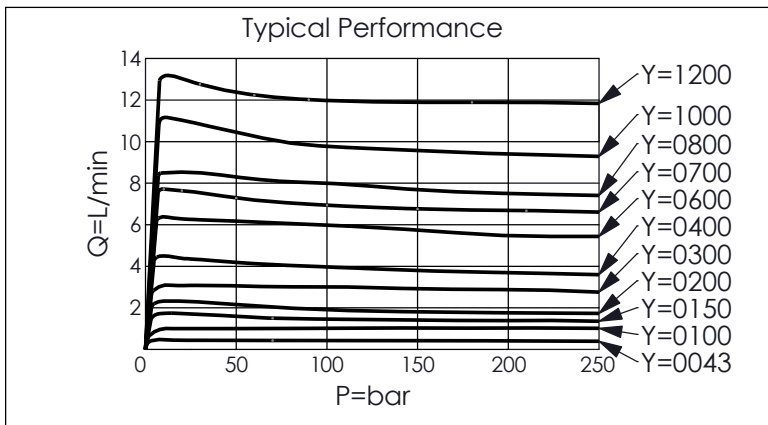


## FLOW CONTROL VALVE (Fixed Orifice, Pressure Compensated)



TECHNICAL DATA		
Max. pressure:	240	bar
Rated Flow:	12	l/min
Cavity-Tooling:	08W-2	
Installation torque:	25 - 35	Nm
Weight:	0.07 (Z=N)	kg
	0.10 (Z=L)	kg

Accurate pressure compensated control requires that a 5.5 bar minimum pressure differential be maintained across the valve



Y	FLOW SETTING
0019	0.19 LPM
0043	0.43 LPM
0100	1 LPM
0150	1.5 LPM
0200	2 LPM
0300	3 LPM
0400	4 LPM
0500	5 LPM
0600	6 LPM
0700	7 LPM
0800	8 LPM
0871	8.71 LPM
1000	10 LPM
1200	12 LPM

• Factory set flow ratings are within  $\pm 10\%$  of the requested setting  
 • If you need specific flow accuracy, please contact WINNER's sales department

X	OPERATION	
20	Standard Type (Spool without Seal)	
2J	Standard Type (Spool with Seal)	

Z	OPTION	
N	Non-adjustable	
L	Leakproof hex. socket screw. (Adjustment Ranges Approx. $\pm 20\%$ )	
K	Handknob with Lock Knob. (Order Code: 6ZAK001)	