

FLOW CONTROL VALVE (Fully Adjustable Needle, Compact Design)

Ordering Code: **NV-162A-X-Y-Z**

Control Option:
Maximum extension
from locating shoulder.
(Z=L Control shown)

4.0 Hex.

5/16"-32UNEF-2A

12.7 Hex. (1/2 inch)
Torque 9 - 10 Nm

19.05 Hex. (3/4 inch)

(X=20;Z=L)=34
(X=20;Z=K)=42
(X=2S;Z=L)=29

Locating Shoulder

6.6

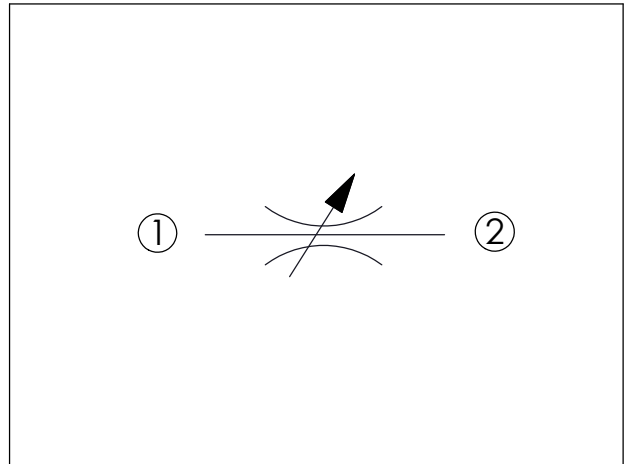
30.96 (Ref.)

M16x1.5

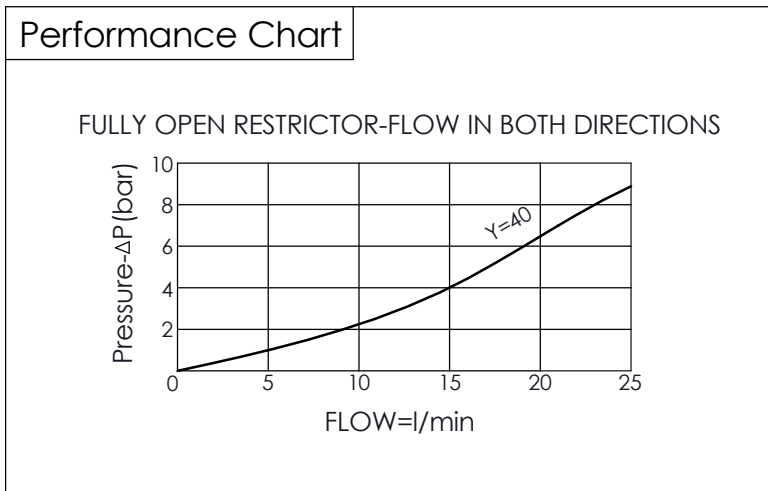
②

①

UNIT:mm





TECHNICAL DATA	
Max. operating pressure:	350 bar (Refer To Performance Chart)
Rated flow:	15 l/min (Refer To Performance Chart)
Cavity-Tooling:	162A-2
Installation torque:	27 - 33 Nm
Weight:	0.07 (Z=L) kg



X	OPERATION
20	Needle Valve (Standard Type)
2S	Needle Valve (Short Spindle Type)

Y	MAXIMUM NOMINAL ORIFICE DIAMETER
40	∅ 4.0 mm

Z	OPTIONS
L	Leakproof hex. socket screw. 
LP	Leakproof hex. socket screw. With stainless steel external metal components 
K	Handknob with Lock Knob. (Only X=20) (Order Code: 7ZAK001) 