

TECHNICAL DATA

Max. Operating pressure: 350 bar

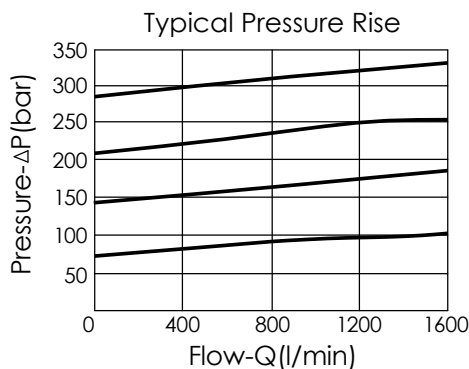
Rated flow: 760 l/min

Cavity-Tooling: 18A-2 (18AB-2)

Installation torque: 465 - 500 Nm

Weight: 1.15 (Z=L) kg

Will accept maximum pressure at port ②;
suitable for use in cross port relief circuits.
If used in cross port relief circuits, consider
spool leakage.



X OPERATION

20 ① to ② (P to T)

- Response Time-Typical (10 ms)
- Maximum Leakage Approximately (80 cc/min./70 bar)

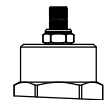
Y SPRINGS

ADJUSTMENT RANGES

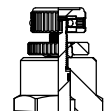
A	7 - 210 bar (70 bar Standard Setting)
B	3.5 - 105 bar (70 bar Standard Setting)
C	10.5 - 420 bar (70 bar Standard Setting)
D	1.7 - 55 bar (28 bar Standard Setting)
E	1.7 - 28 bar (14 bar Standard Setting)
N	4 - 55 bar (28 bar Standard Setting)
Q	4 - 28 bar (14 bar Standard Setting)
W	10.5 - 315 bar (70 bar Standard Setting)

Z OPTIONS

L Leakproof hex.
socket screw.



K Handknob with
Lock Knob.
(Order Code: 6ZAK001)



C Stainless Steel
Tamper Resistant
Cover.

