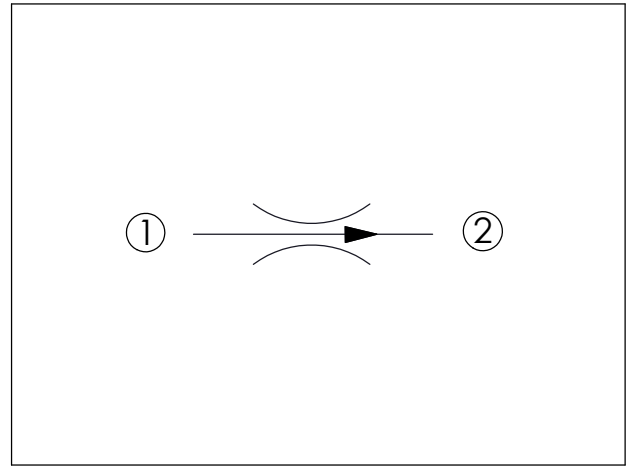
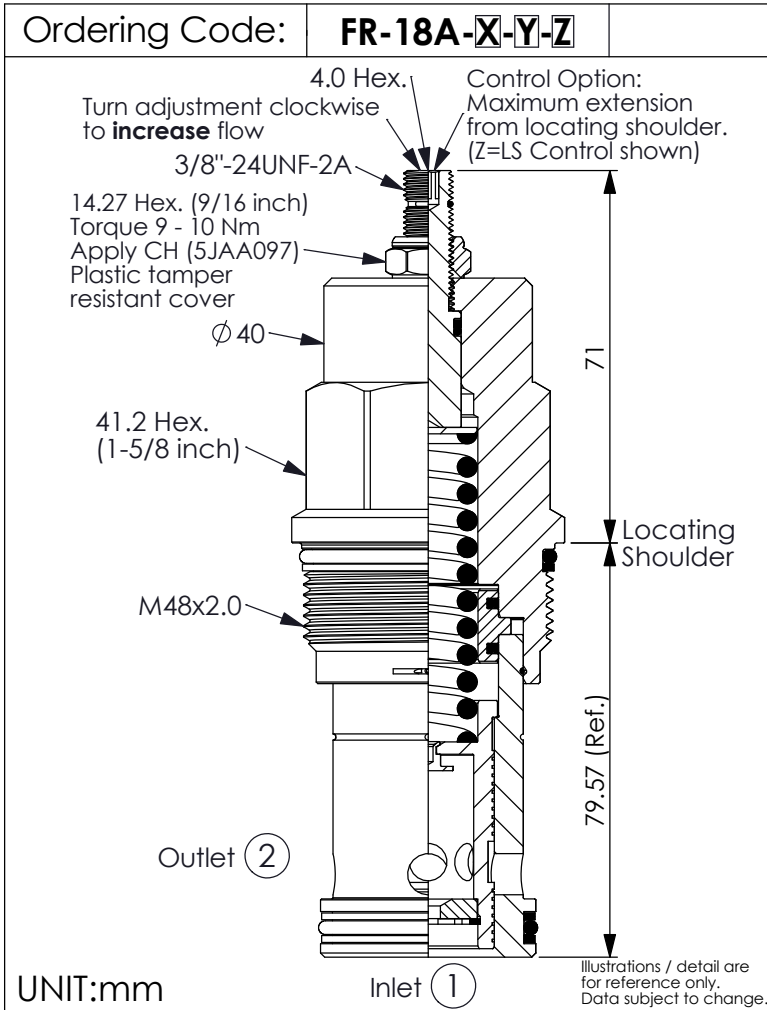
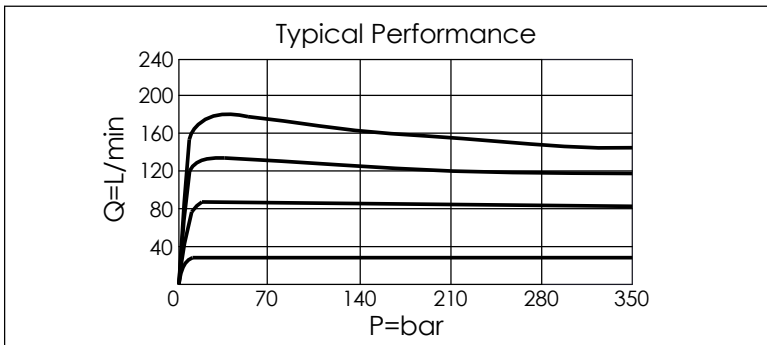


FLOW CONTROL VALVE (Stainless Steel All Metal Components) (Fixed Orifice, Pressure Compensated)



TECHNICAL DATA	
Pressure min-max:	10 - 350 bar
Rated flow:	1 - 200 l/min
Cavity-Tooling:	18A-2 (18AB-2)
Installation torque:	465 - 500 Nm
Weight:	1.171 kg



X	OPERATION	
2F	Fixed Setting	
<ul style="list-style-type: none"> If a momentary impact pressure is needed in the application, please consult our sales department. 		

Y	FLOW SETTING	
0010	1.0 LPM	
0820	82.0 LPM	
1125	112.5 LPM	
1180	118.0 LPM	
1200	120.0 LPM	
1300	130.0 LPM	
1890	189.0 LPM	
<ul style="list-style-type: none"> Factory set flow ratings are within $\pm 10\%$ of the requested setting Customer must specify a flow rating If you need specific flow accuracy, please contact WINNER's sales department 		

Z	OPTIONS	
LS	Leakproof hex. socket screw. With stainless steel all metal components (Adjustment Ranges Approx. $\pm 20\%$)	