



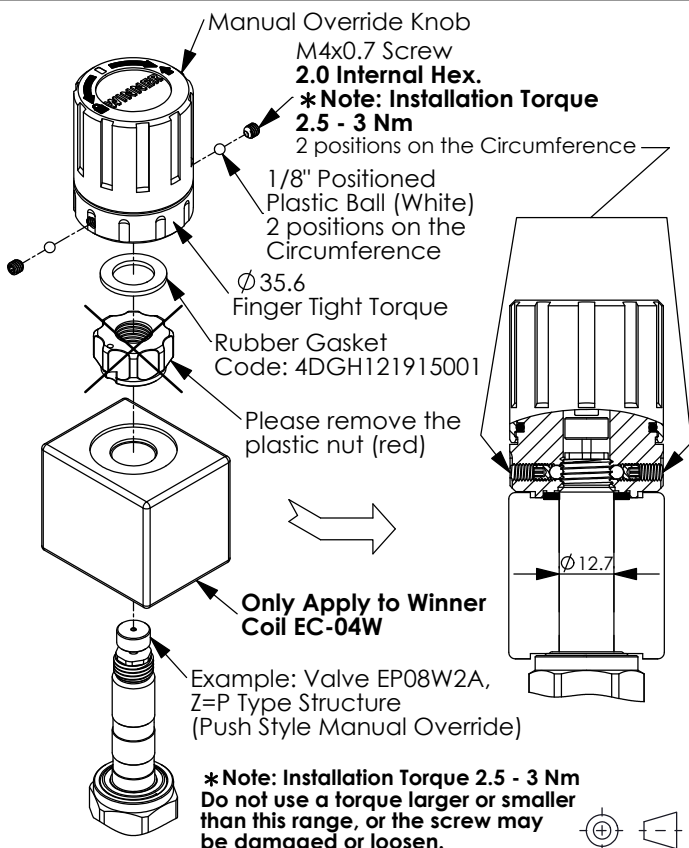




SOLENOID OPERATED VALVES MANUAL OVERRIDE KNOB
 (Suitable for EP and ES Series Solenoid Operated Valves,
 Z=P Type Structure "Push Style Manual Override",
 ∅ 12.7 mm Tube, M12x1.25, Only Apply to Coil EC-04W)

R	Manual Override Knob (Clockwise Operation, Return Automatically Once Released)	RA	Manual Override Knob (Counterclockwise Operation, Return Manually Once Released)	RB	Dual Manual Override Knob (Clockwise Operation, Return Automatically Once Released) (Counterclockwise Operation, Return Manually Once Released)
	Manual override knob is for emergency use only and is not intended for load holding application. Knobs are made of good weather resistance, high stiffness and heat-resistant plastic. If you would like to order, please contact the Winner sales department. *Turn knob clockwise to achieve override function. Knob will return to starting position automatically once released.		Manual override knob is for emergency use only and is not intended for load holding application. Knobs are made of good weather resistance, high stiffness and heat-resistant plastic. If you would like to order, please contact the Winner sales department. *Turn knob counterclockwise to locked position (fixed position) to achieve override function. Turn knob clockwise to release, then knob will return starting position.		Manual override knob is for emergency use only and is not intended for load holding application. Knobs are made of good weather resistance, high stiffness and heat-resistant plastic. If you would like to order, please contact the Winner sales department. *Combining the operation of R type and RA type to achieve override function by turning knob clockwise or counterclockwise. Please refer to R type and RA type instructions.
Weight: 0.082 kg	Order Code R-201	Weight: 0.082 kg	Order Code RA-201	Weight: 0.082 kg	Order Code RB-201
	Clockwise Operation, Return Automatically Once Released  ∅35.6 Plastic Knob Aluminum Alloy 45.8 44.4 UNIT:mm The appearance and the dimension are only for reference.	Counterclockwise Operation, Return Manually Once Released  ∅35.6 Plastic Knob Aluminum Alloy 45.8 44.4 UNIT:mm The appearance and the dimension are only for reference.	Counterclockwise Operation, Return Manually Once Released  ∅35.6 Plastic Knob Aluminum Alloy 45.8 44.4 UNIT:mm The appearance and the dimension are only for reference.	Clockwise Operation, Return Automatically Once Released  ∅35.6 Plastic Knob Aluminum Alloy 45.8 44.4 UNIT:mm The appearance and the dimension are only for reference.	

Manual Override Knob - Installation Instructions



Applicable Cartridge Valve and Ordering Code

- EP-08W-2A-**Y**-P-04 + RB-201 = EP-08W-2A-**Y**-RB-04
- EP-08W-2A-**Y**-P-05 + RB-201 = EP-08W-2A-**Y**-RB-05
- EP-10W-2A-**Y**-P-05 + RB-201 = EP-10W-2A-**Y**-RB-05
- EP-12W-2A-**Y**-P-05 + RB-201 = EP-12W-2A-**Y**-RB-05
- EP-16W-2A-**Y**-P-05 + RB-201 = EP-16W-2A-**Y**-RB-05

(Please confirm the specifications clearly before placing an order, and feel free to contact us if you have any questions.)